



ARDEX ROOT REPELL™

Weldable Waterproofing Membrane

ARDEX WeldTec Technology

Versatile rubber waterproofing membrane

Easily applied with heat welded laps and seams

High elongation – excellent crack bridging capabilities

Excellent chemical resistance

Root inhibitor content designed to meet the FLL standard

Suitable for planter boxes, retaining walls & living roofs

ARDEX Australia Pty Ltd

20 Powers Road
Seven Hills NSW 2147
Phone: 1300 788 780
Email: technicalservices@ardexaustralia.com
Internet: www.ardexaustralia.com

ARDEX New Zealand Ltd

32 Lane Street
Woolston, Christchurch 8023
Phone: 0800 227 339
Email: info@ardexnz.com
Internet: www.ardex.co.nz

ARDEX ROOT REPELL™

Weldable Waterproofing Membrane

DESCRIPTION

ARDEX ROOT REPELL™ Weldable Waterproofing Membrane is a high performance, single-ply, butyl-based membrane that can be heat welded. It is suitable for waterproofing planter boxes, living roofs and as a damp proofing membrane.

Specially formulated ARDEX ROOT REPELL™ contains a premium root inhibitor that repels root growth without killing the root. It is designed primarily for areas covered with or exposed to soil and plants. Once installed ARDEX ROOT REPELL™ will remain a permanently flexible waterproof lining and bonds to most building surfaces.

ARDEX ROOT REPELL™ also has excellent gas impermeability and toughness and will remain flexible at low temperatures.

DURABILITY

ARDEX ROOT REPELL™ when fixed according to ARDEX instruction will meet the BCA requirements of AS 4654.

RESISTANCE

ARDEX ROOT REPELL™ resists tearing, flex cracking, bubbling and abrasion. It is extremely strong, has a long life and is versatile.

PACKAGING

ARDEX ROOT REPELL™ is available in rolls of nominal 1.4m width and 20m long. Each roll is packed in polythene wrapper trademarked ARDEX ROOT REPELL™.

ADHESIVES FOR USE WITH ARDEX ROOT REPELL™

ARDEX WA 98 Solvent Based Adhesive.

SUBSTRATE PREPARATION

Plywood & Timber

Substrates must be dry when ARDEX ROOT REPELL™ is applied. The plywood and timber substrate shall have a maximum moisture content of 20% when ARDEX ROOT REPELL™ is adhered. NOTE: LOSP (Light Organic Solvent Preservative) treated plywood must NOT be used under ARDEX ROOT REPELL™ in any circumstances or conditions.

New Concrete

Must be cured for a minimum of 28 days and has a moisture content of less than 75% RH before commencing application. Prepare surface including vacuum cleaning and diamond grinding as necessary to leave smooth, clean, dry and free of debris.

A reduction in cure time can be achieved by utilising the ARDEX WPM 300 HydrEpoxy System (consult ARDEX Technical Department for details).

Old Concrete

Must be clean from any contaminants prior to application. Prepare surface including vacuum cleaning and diamond grinding as necessary to leave smooth, clean, dry and free of debris.

INSTALLATION

Roll out ARDEX ROOT REPELL™ and cut to the measured length. Smooth ARDEX ROOT REPELL™ on contact to minimise air entrapment beneath the membrane.

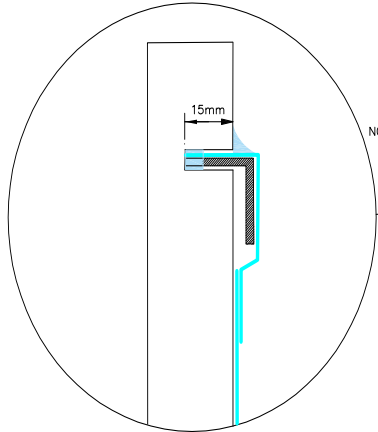
Floor sheets of ARDEX ROOT REPELL™ must extend up the wall at least 150mm. Ensure the ARDEX ROOT REPELL™ is laid tightly into all corners. Wall sheets of ARDEX ROOT REPELL™ should overlap the 150mm upstand. Weld seams and laps with the Leister Triac S Hot Air Gun. Roll with a rubber roller to ensure seams and laps are secure.

PROTECTION

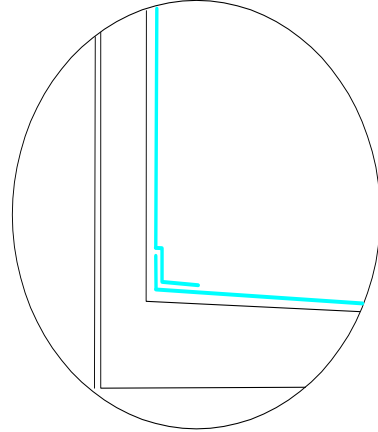
ARDEX ROOT REPELL™ is not suitable as a trafficable surface. It is the responsibility of the main building contractor to ensure all sub-trades likely to be working in the vicinity of the membrane are aware that a waterproofing membrane has been installed and all care must be taken to protect the membrane from damage. The tiler must lay tiles in accordance with best practice guidelines.

LIMITATIONS

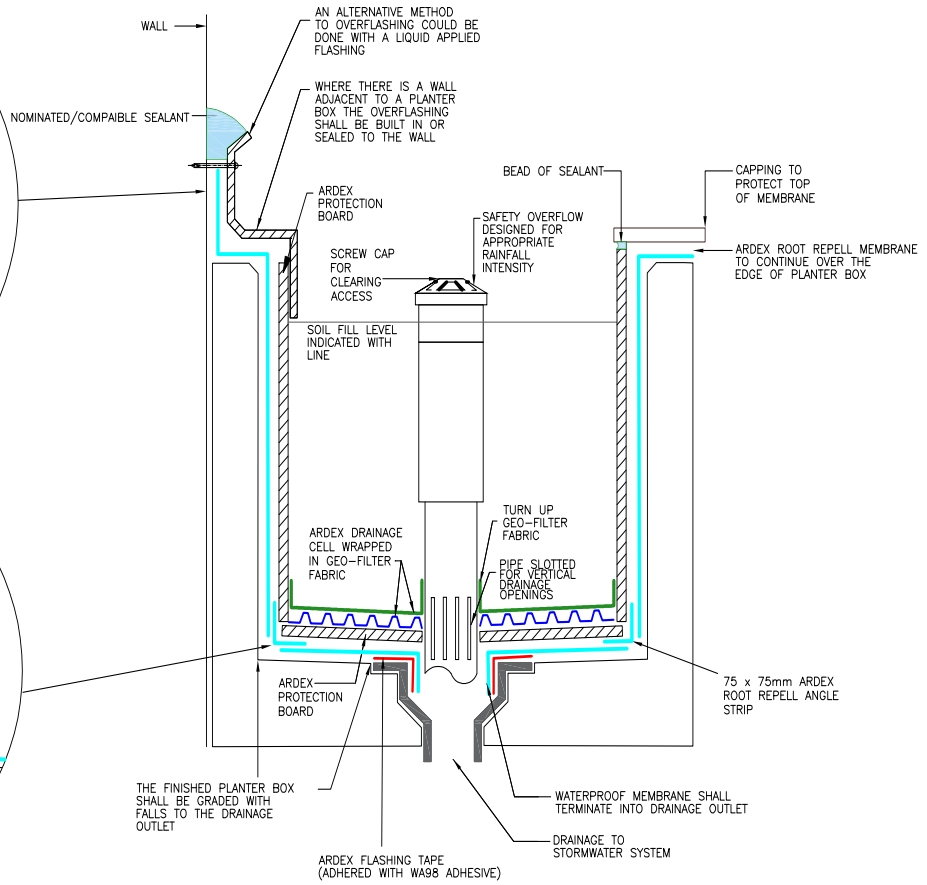
The green surface of the membrane fades to light green when exposed to UV.



ALTERNATIVE TERMINATION WITH OVERFLASHING



ALTERNATIVE DETAIL AT JUNCTION



MATERIAL SPECIFICATIONS

ARDEX requirements for long term warranty necessitate that the ARDEX ROOT REPELL™ meets these typical technical requirements:

TEST	SPEC
Gauge – 1.0mm	+0.15
Specific Gravity	±1.3
Tensile Strength (MPa) Min	6.00
300% Modulus (MPa) Min	4.00
Elongation at Break (%) Min	300%
Tear Die (kN/m) Min	26.3
Hardness (° IRHD)	75 ± 5
Tensile Retained Min %	70
Elongation at Break Retained Min %	70
Water Vapour Transmission g/(day.m ²)	0.11
Ozone Resistance to ASTM D1149 - 7 days at 40°C in 50pphm ozone	No visible cracks

DISCLAIMER

The technical details, recommendations and other information contained in this data sheet are given in good faith and represent the best of our knowledge and experience at the time of printing. It is your responsibility to ensure that our products are used and handled correctly and in accordance with any applicable Australian Standard, our instructions and recommendations and only for the uses they are intended. We also reserve the right to update information without prior notice to you to reflect our ongoing research and development program. Country specific recommendations, depending on local standards, codes of practice, building regulations or industry guidelines, may effect specific installation recommendations. The supply of our products and services is also subject to certain terms, warranties and exclusions, which may have already been disclosed to you in prior dealings or are otherwise available to you on request. You should make yourself familiar with them.

© ARDEX Australia Pty Ltd 2016.

All aforementioned products are the trade marks of ARDEX Australia Pty Ltd, its licensors and affiliates.

ARDEX Australia Pty Ltd

Phone: 1300 788 780
Fax: 1300 780 102

Toll Free Technical Services:

Phone: 1800 224 700 (Australia)

ARDEX New Zealand Ltd

Phone: 0800 227 339
Fax: (03) 3849779

October 2016